


LIVELLO 0

BENVENUTI A SCUOLA



Scuola Primaria Fedora Serretti Donati
- Bubbio -

SCHEDE UTILI ALL' INSEGNANTE PER LA PRIMA ACCOGLIENZA DI ALUNNI NON ITALOFONI

Di seguito è presentato del materiale didattico utile all'insegnante per valutare il livello delle conoscenze e abilità dei bambini non italofofoni appena inseriti nella classe.

Le attività proposte non richiedono la conoscenza della lingua italiana, sono suddivise in tre livelli che possono essere riconducibili o all'età del bambino o al suo pregresso percorso scolastico.

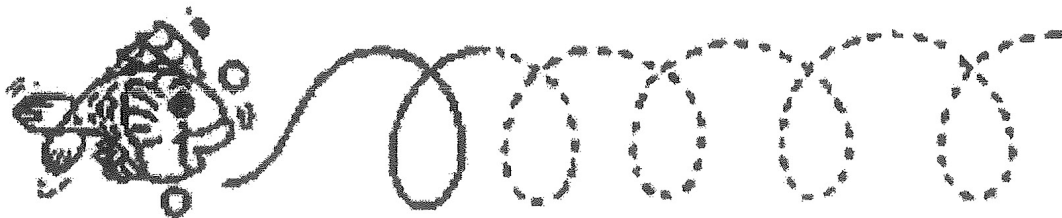



Ogni livello è strutturato per testare le conoscenze e le abilità nei seguenti ambiti:

- spazio-temporale;
- logico-espressivo;
- logico-matematico.







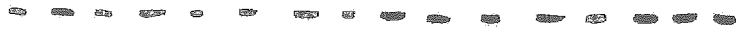


Tutti e tre i percorsi sono accomunati da alcune schede con attività o giochi utili ad accertare i prerequisiti di motricità fine, l'orientamento spazio-temporale, la presentazione di sé stessi, del paese di provenienza, della famiglia, della classe e della scuola.

I risultati delle schede contribuiranno a fornire agli insegnanti indicazioni utili per approntare eventuali percorsi personalizzati (PDP).

PERCORSI



RIPASSA LE LINEE TRATTEGGIATE E COLORA I DISEGNI





VOCALI



A E I O

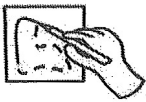
U O I A I

E U A O




I A E U O

I O A U


E I U A O



RIPASSA LE LINEE TRATTEGGIATE








RITAGLIA E COMPLETA

MI PRESENTO



Disegna te stesso o incolla una tua fotografia, poi completa.



IO MI CHIAMO

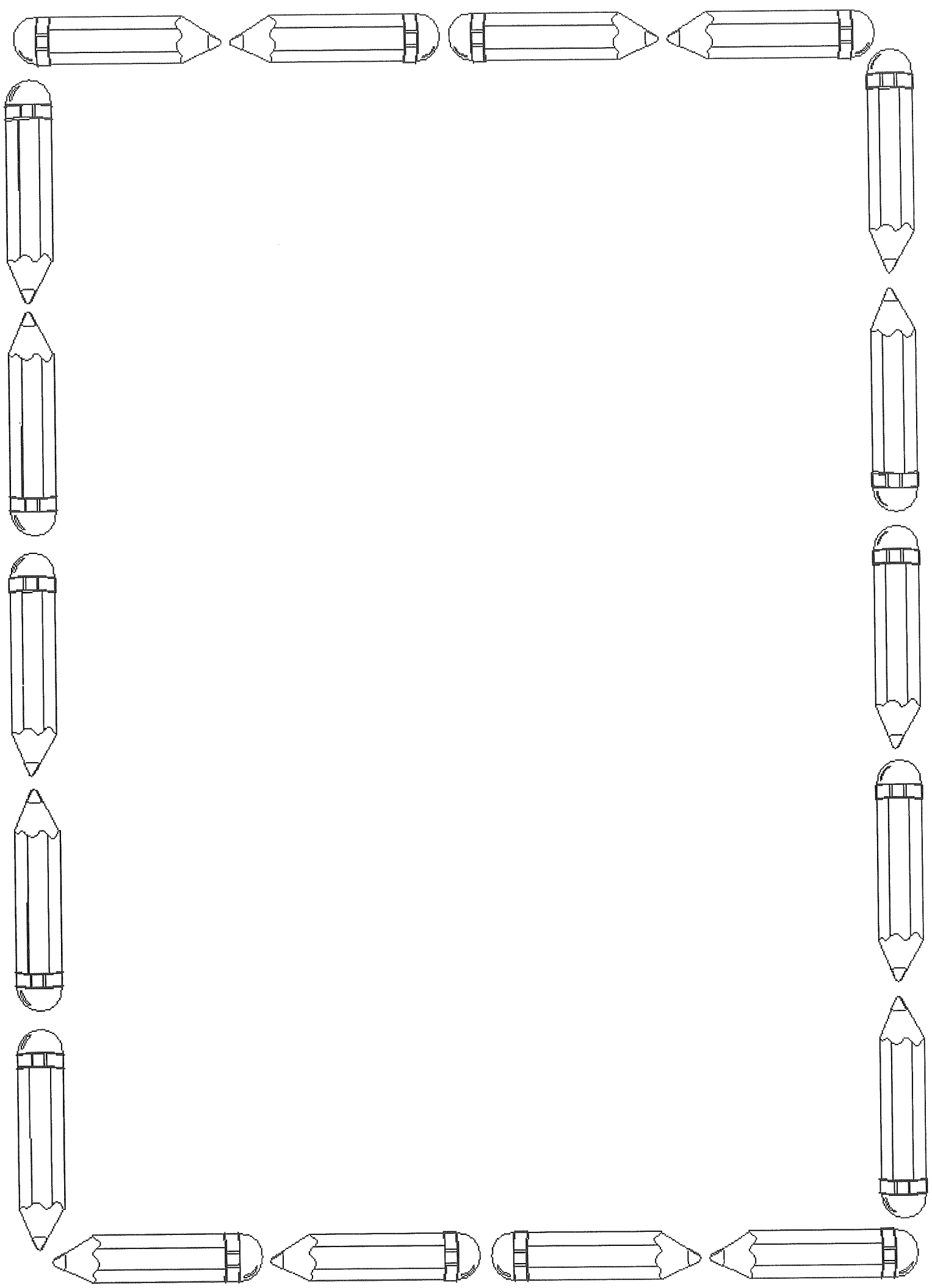
Io mi chiamo

Ho ANNI
Ho anni.

SONO NATO

Sono nato

SONO IN ITALIA DA ANNI
Sono in Italia da anni.



LE PARTI DEL VISO

 Leggi.

FRONTE

Fronte

CAPELLI

Capelli

OCCHIO

Occhio

SOPRACCIGLIA

Sopracciglia

NASO

Naso

ORECCHIO

Orecchio

GUANCIA

Guancia

Labbra

LABBRA

BOCCA

Bocca

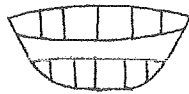
Denti

DENTI

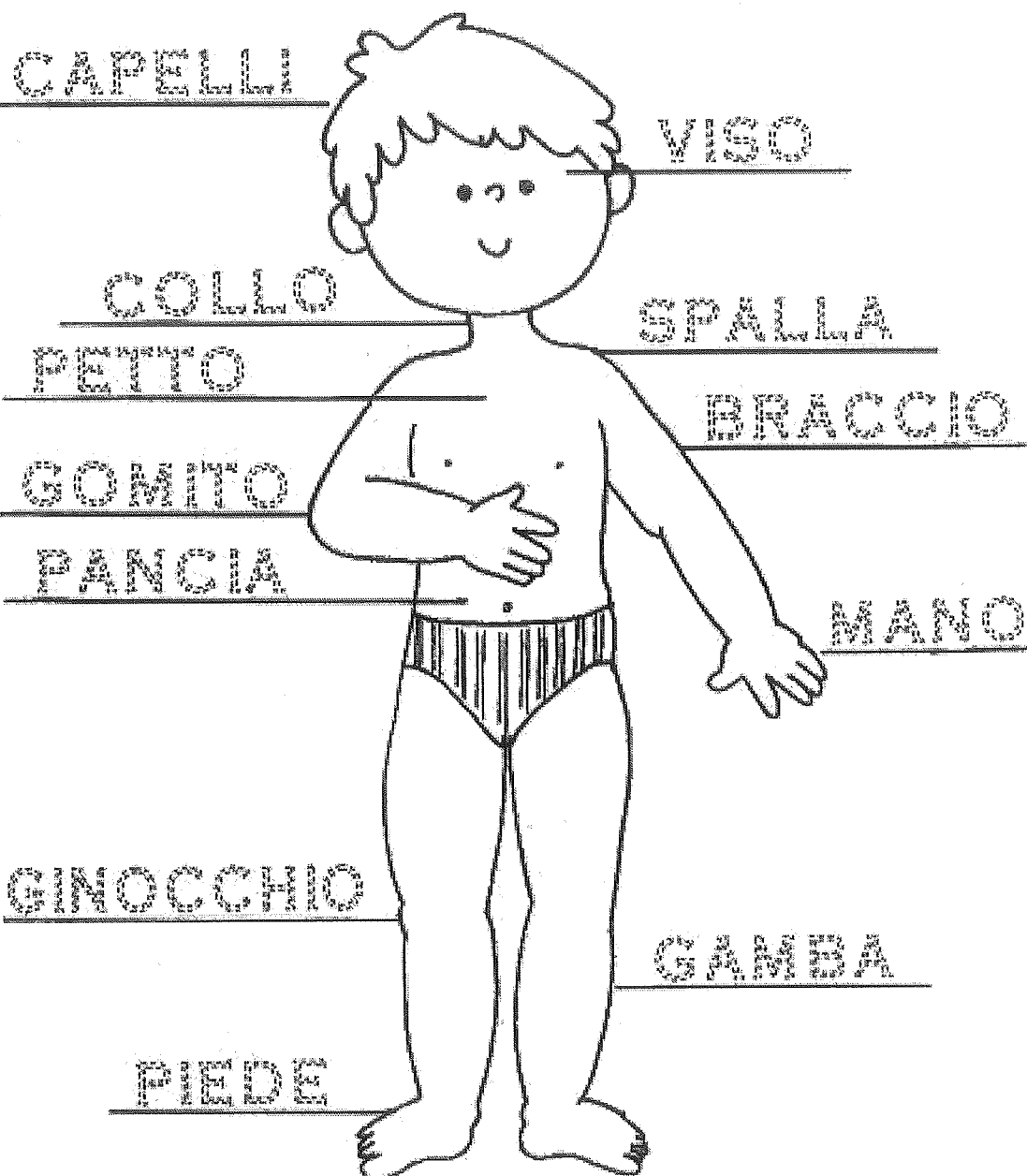
Mento

MENTO

 Scrivi i nomi.




COME SI CHIAMANO LE PARTI DEL MIO CORPO?



IL MIO PAESE



Colora il tuo Paese, poi completa.




Il mio Paese è

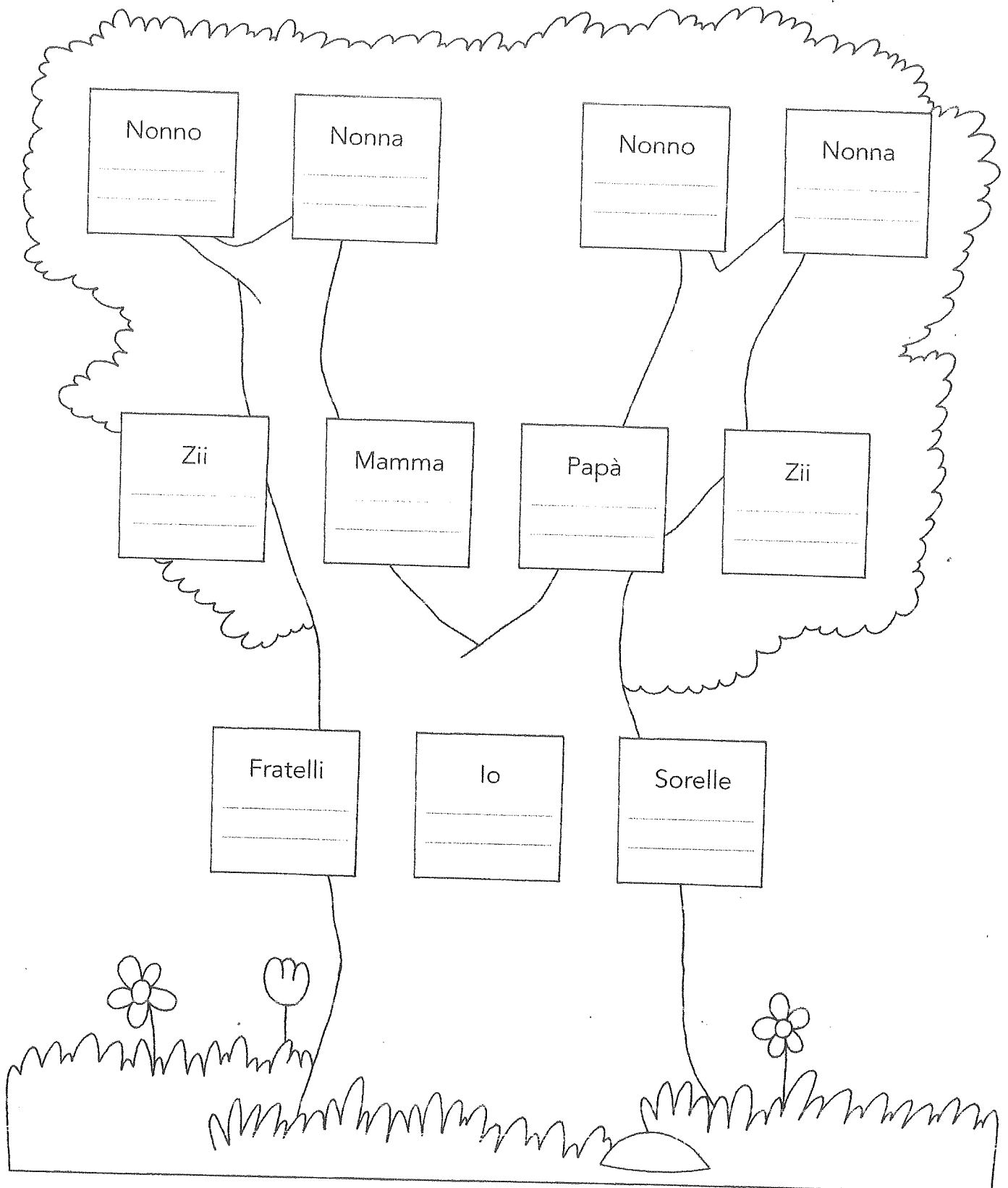
Si trova in (scrivi il nome del continente).

La città più importante è

Nel mio Paese si parla la lingua

LA MIA FAMIGLIA

 Scrivi il tuo nome e quello dei tuoi familiari.








LE MIE COMPAGNE

 Completa.

Nella mia classe ci sono _____ bambini: _____ femmine e _____ maschi.

Le femmine

 Scrivi il nome delle bambine e chiedi a ciascuna di loro di scrivere un breve pensiero.



I MIEI COMPAGNI

I maschi




Scrivi il nome dei bambini e chiedi a ciascuno di loro di scrivere un breve pensiero.



I MIEI INSEGNANTI




Completa.




Io ho _____ insegnanti.




Completa.



L'insegnante _____
insegna _____



L'insegnante _____
insegna _____




L'insegnante _____
insegna _____




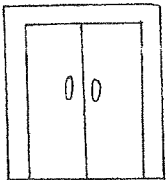
L'insegnante _____
insegna _____

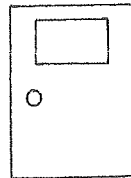
LA CLASSE

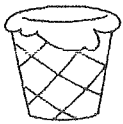
 Leggi.

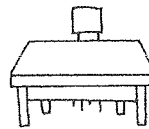



 Scrivi le parole.

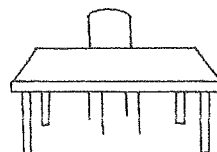







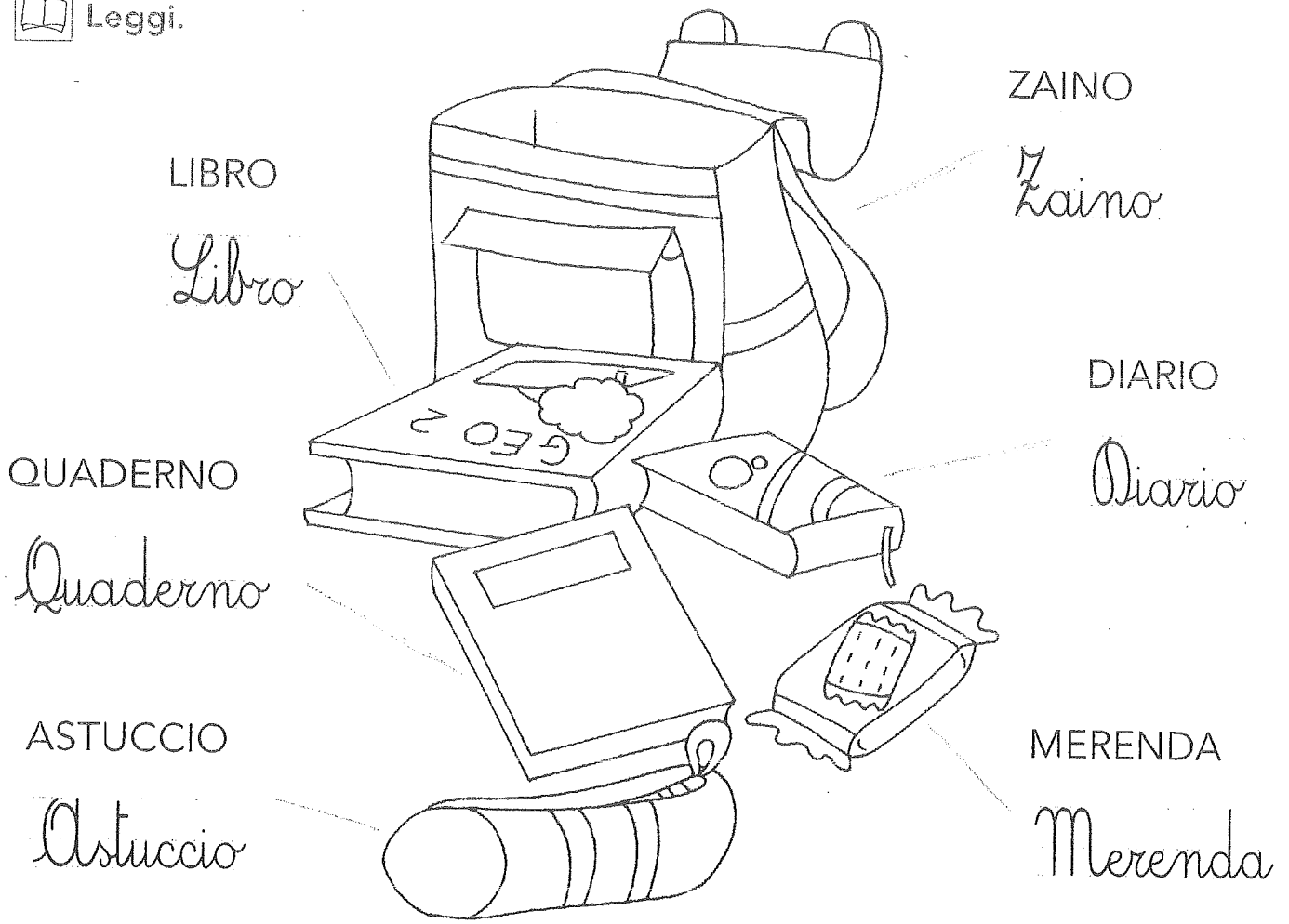





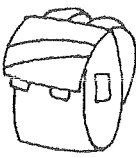
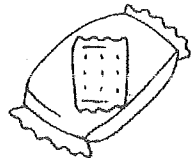
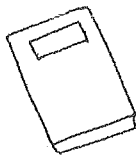
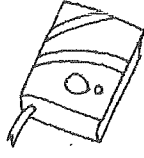
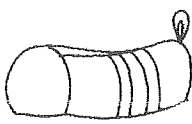



LO ZAINO


 Leggi.



 Scrivi le parole.

	<hr/> <hr/> <hr/>		<hr/> <hr/> <hr/>
	<hr/> <hr/> <hr/>		<hr/> <hr/> <hr/>
	<hr/> <hr/> <hr/>		<hr/> <hr/> <hr/>

L'ASTUCCIO

 Leggi.

MATITA


Matita

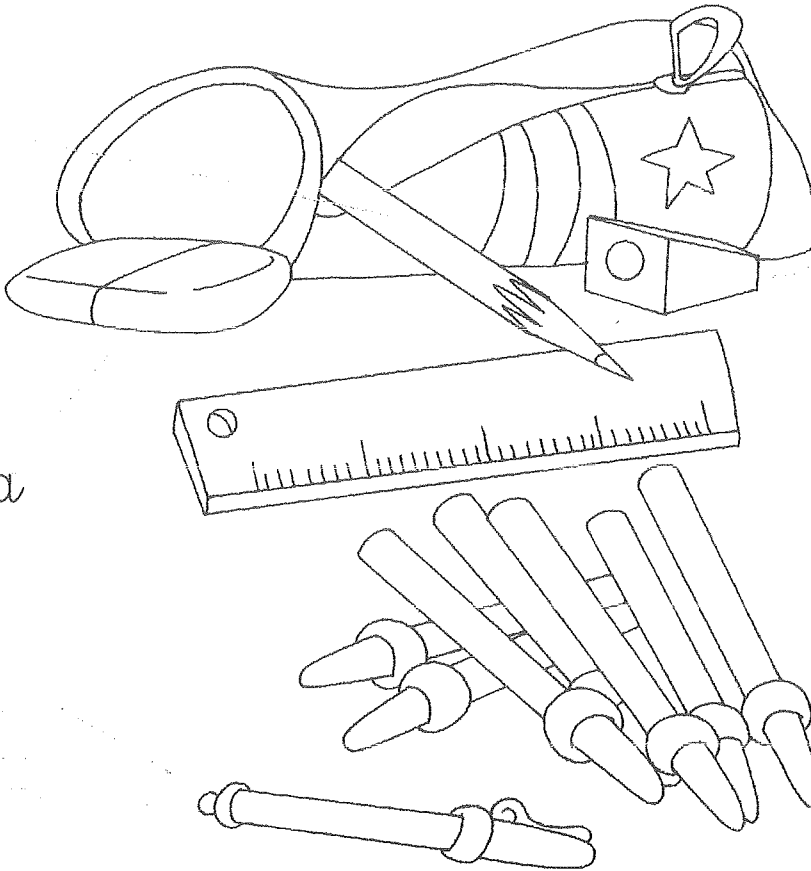
GOMMA

Gomma

PENNA

Penna

 Scrivi le parole.



TEMPERINO


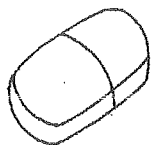
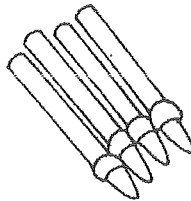

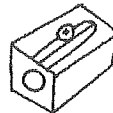
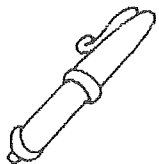
Temperino

RIGHELLO

Righello

PENNARELLI



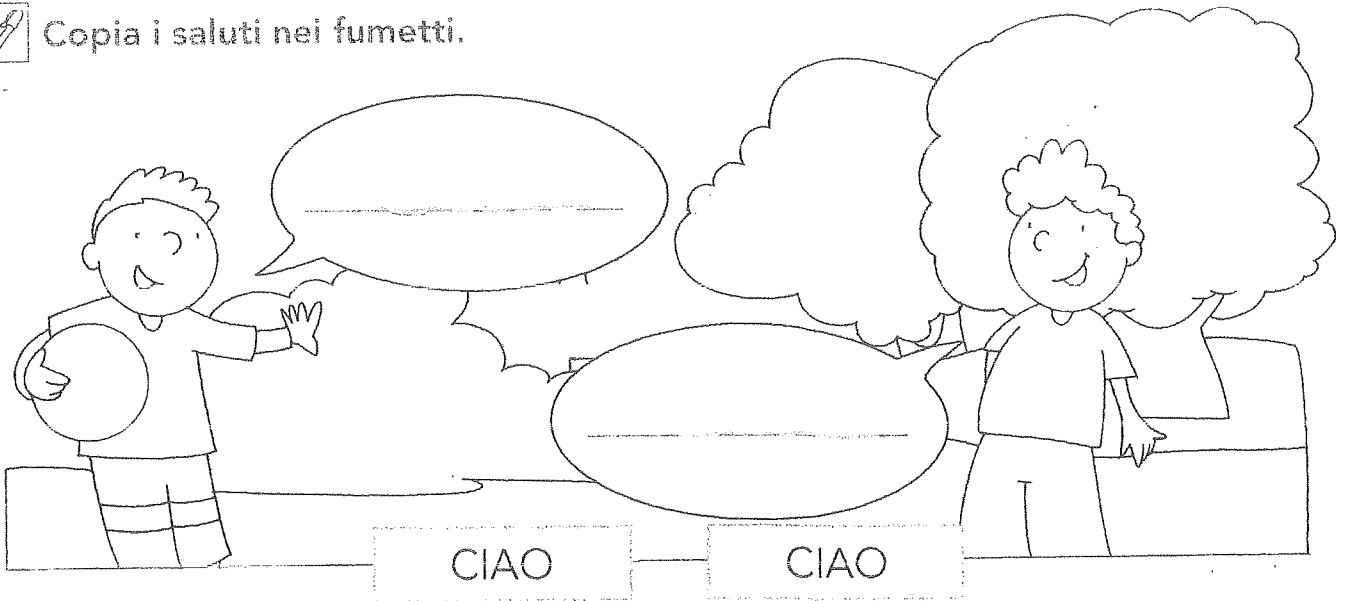
Pennarelli



SALUTIAMOCI



Copia i saluti nei fumetti.






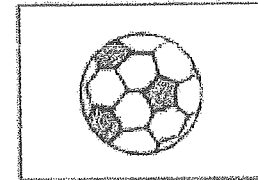


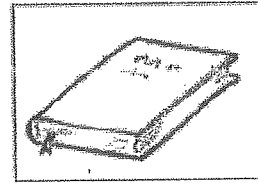


LETTURA

UNISCI LE PAROLE → E L'IMMAGINE GIUSTA

ESEMPIO

LIBRO



1. CASA

2. SCARPE

3. PANINO

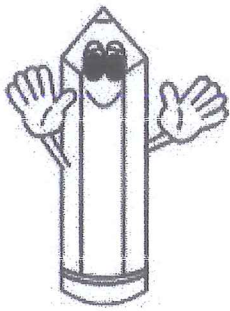
4. BANANA

5. FIORE

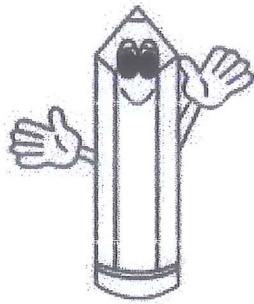
6. ALBERO

7. PALLA

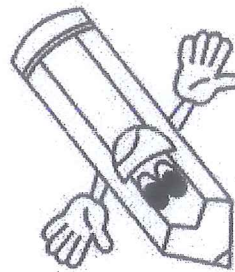
8. BAMBINO



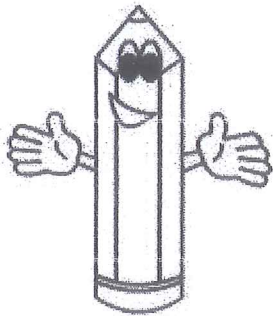
BIANCO



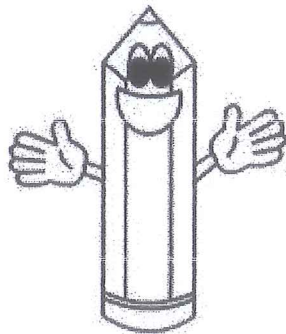
VERDE




GIALLO




ARANCIONE



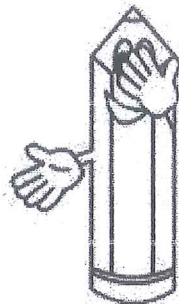
ROSSO




ROSA




VIOLA




CELESTE



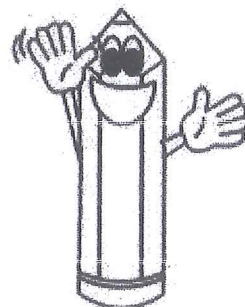
BLU



GRIGIO






MARRONE





NERO


LA FESTA DEGLI INSETTI





 = _____

 = _____

 = _____




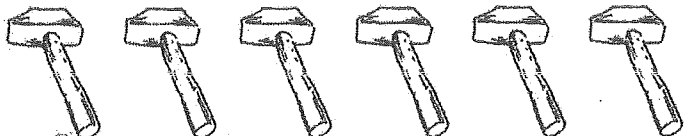


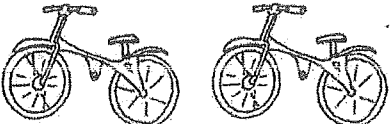

 = _____

 = _____





CONTA GLI INSETTI DI CIASCUNA SPECIE E SCRIVI IL NUMERO DEI COMPONENTI DI OGNI GRUPPO. COLORA .


scrivi il numero corrispondente al numero di oggetti che vedi, come nell'esempio. Scrivi il numero sia in cifre che come parola.

3	tre	
		
		
		
		
		
		
		


QUANTI SONO?




1 2 3 4 5




1 2 3 4 5




1 2 3 4 5



1 2 3 4 5











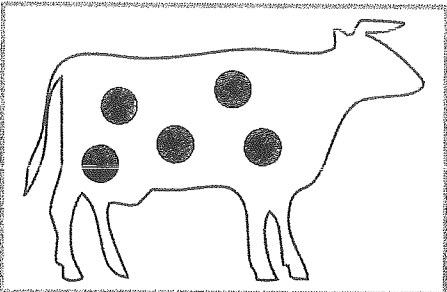

1 2 3 4 5



CONTA GLI ELEMENTI DI OGNI RIQUADRO E CERCHIA IL NUMERO GIUSTO. COLORA.

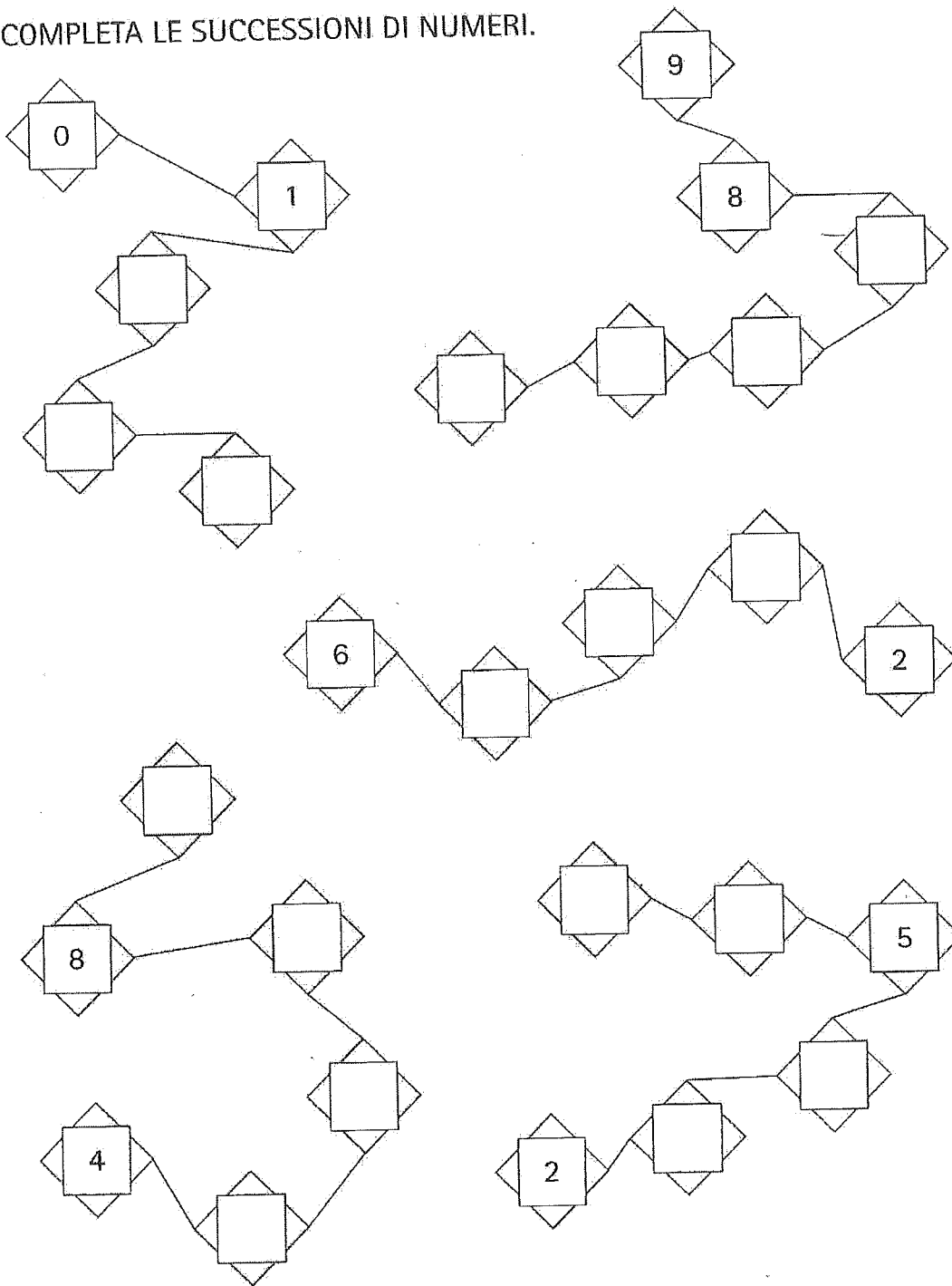
Conta e collega

- Conta i punti neri e collega con una freccia il numero corrispondente.




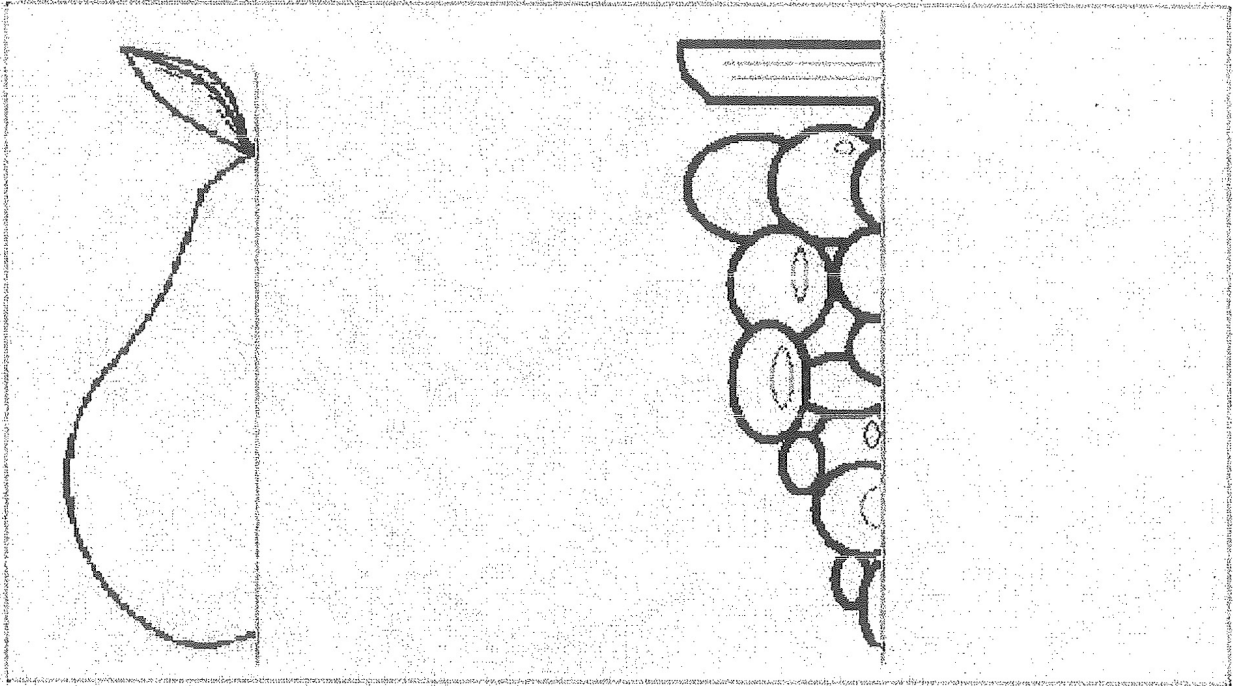


COMPLETA LE SUCCESSIONI DI NUMERI.



SIMMETRIE

• DISEGNA LA PARTE MANCANTE DEL DISEGNO.



Simmetria.

MI È PIACIUTO?



