


LIVELLO 1

# BENVENUTI A SCUOLA



Scuola Primaria Fedora Serretti Donati - Budrio -

## SCHEDA UTILI ALL' INSEGNANTE PER LA PRIMA ACCOGLIENZA DI ALUNNI NON ITALOFONI

Di seguito è presentato del materiale didattico utile all'insegnante per valutare il livello delle conoscenze e abilità dei bambini non italofofoni appena inseriti nella classe.


Le attività proposte non richiedono la conoscenza della lingua italiana, sono suddivise in tre livelli che possono essere riconducibili o all'età del bambino o al suo pregresso percorso scolastico.


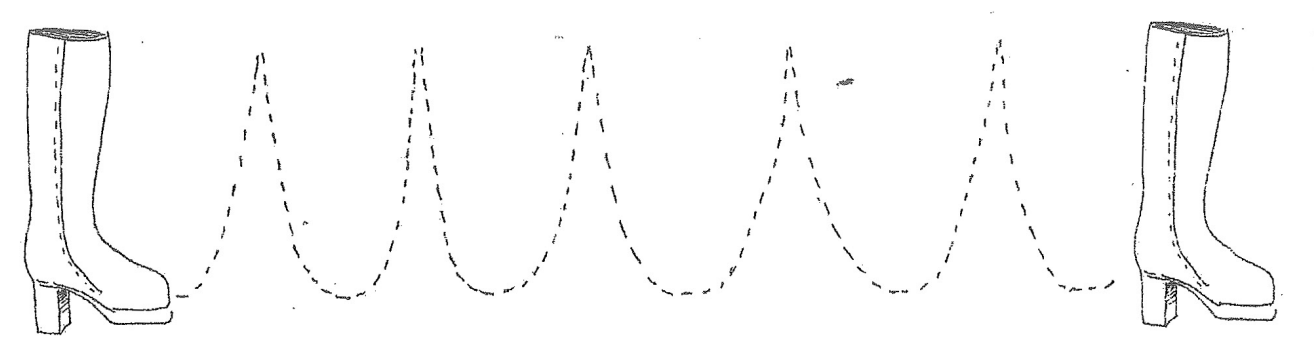


Ogni livello è strutturato per testare le conoscenze e le abilità nei seguenti ambiti:

- spazio-temporale;
- logico-espressivo;
- logico-matematico.






Tutti e tre i percorsi sono accomunati da alcune schede con attività o giochi utili ad accertare i prerequisiti di motricità fine, l'orientamento spazio-temporale, la presentazione di sé stessi, del paese di provenienza, della famiglia, della classe e della scuola.


I risultati delle schede contribuiranno a fornire agli insegnanti indicazioni utili per approntare eventuali percorsi personalizzati (PDP).







		
1		
2		
3		
4		
5		



LA

TORACE

IL

GAMBE

IL

PANCIA

I

COLLO

LA

CAPELLI

I

BOCCA

GLI

OCCHI

LE

PIEDI

LE

MANI



QUESTO SONO IO.  
QUESTO  
È IL MIO CORPO.

I CAPELLI

LA TESTA

IL COLLO

LA SPALLA

IL BRACCIO


LA MANO

IL TORACE

LA PANCIA

LA GAMBA

IL PIEDE



COSA VEDI NEL TUO VISO?

---

---

NEL MIO VISO IO VEDO GLI OCCHI.

---

---

NEL MIO VISO IO VEDO IL NASO.

---

---

NEL MIO VISO VEDO LA BOCCA.

---

---

NELLA MIA BOCCA VEDO I DENTI.

---

---


IO VEDO I MIEI CAPELLI.

---

---

# COME MI SENTO

  Leggi e copia.




IO HO FREDDO.

*Io ho freddo.*


IO HO PAURA.

*Io ho paura.*



IO STO MALE.


*Io sto male.*



# COME MI SENTO



Leggi e copia.



IO HO FAME.

Io ho fame.



IO HO SETE.

Io ho sete.



IO NON HO FAME.

Io non ho fame.

OGGI C'È MOLTO CALDO,  
IO METTO:

IL BERRETTO

LA CAMICETTA

LA GONNA

I SANDALI





OGGI C'È FREDDO,  
IO METTO:

IL MAGLIONE

I PANTALONI

LE CALZE

LA GIACCA A VENTO

IL BERRETTO DI LANA

I GUANTI

LA SCIARPA


GLI SCARPONI



# IL MIO PAESE



Colora il tuo Paese, poi completa e copia la frase.



SONO NATO IN \_\_\_\_\_ E HO \_\_\_\_\_ ANNI.

Sono nato in \_\_\_\_\_

e ho \_\_\_\_\_ anni.

# LA MIA FAMIGLIA



 Completa.

MIA MAMMA SI CHIAMA \_\_\_\_\_

MIO PAPÀ SI CHIAMA \_\_\_\_\_

MIO FRATELLO SI CHIAMA \_\_\_\_\_

MIA SORELLA SI CHIAMA \_\_\_\_\_


MIO NONNO SI CHIAMA \_\_\_\_\_


MIA NONNA SI CHIAMA \_\_\_\_\_


O.A.: parlare di sé e del proprio vissuto.

# LA SCUOLA

 Leggi.




 Scrivi le parole.



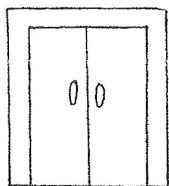
O.A.: acquisire termini relativi alla scuola.

# LA CLASSE

 Leggi.



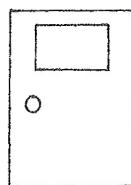
 Scrivi le parole.



\_\_\_\_\_

\_\_\_\_\_

\_\_\_\_\_



\_\_\_\_\_

\_\_\_\_\_

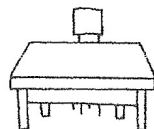
\_\_\_\_\_



\_\_\_\_\_

\_\_\_\_\_


\_\_\_\_\_



\_\_\_\_\_

\_\_\_\_\_

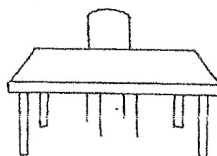
\_\_\_\_\_



\_\_\_\_\_

\_\_\_\_\_

\_\_\_\_\_




\_\_\_\_\_

\_\_\_\_\_

\_\_\_\_\_

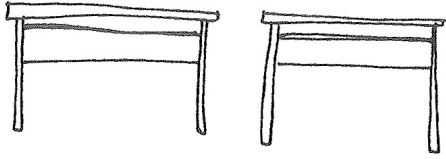
# COSA VEDO NELLA MIA AULA?



## NELLA MIA AULA C'È...

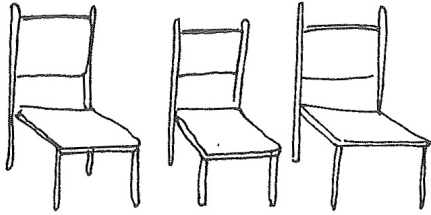
	LA PORTA	_____
	LA LAVAGNA	_____
	L'ARMADIO	_____
	LA CATTEDRA	_____
	LA CARTINA	_____
	IL CARTELLONE	_____
	IL MAPPAMONDO	_____
	L'OROLOGIO	_____

IN AULA CI SONO...




I  
BANCHI

---



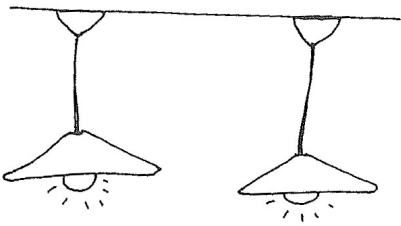
LE  
SEDIE

---



LE  
FINESTRE

---




LE  
LAMPAD

---


# SALUTIAMOCI




Copia i saluti nei fumetti.




BUONANOTTE



BUONASERA



BUONASERA





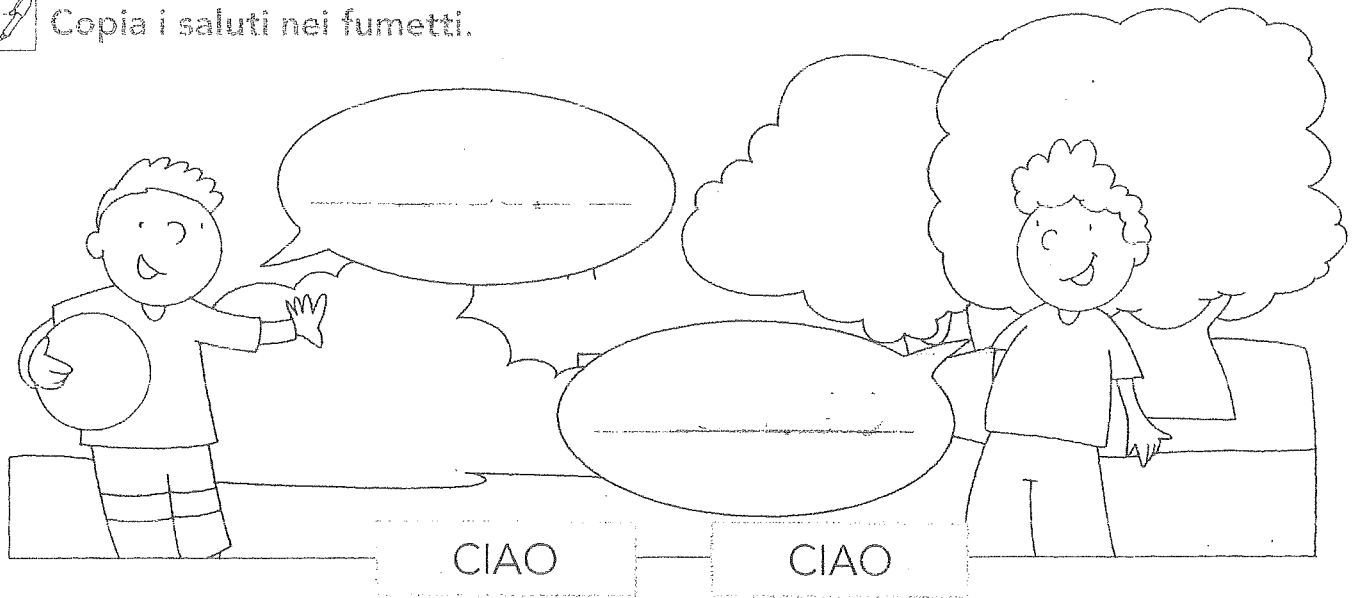
BUONANOTTE



# SALUTIAMOCI




Copia i saluti nei fumetti.




# LE PAROLE DELL'INSEGNANTE



Leggi e copia.




VIENI QUI.




METTITI IN FILA.

*Vieni qui.*

*Mettiti in fila.*



VAI AL TUO POSTO.



LAVA LE MANI.

*Vai al tuo posto.*


*Lava le mani.*

# LE PAROLE DELL'INSEGNANTE

  Leggi e copia.


PRENDI IL QUADERNO.

Prendi il quaderno.




APRI IL QUADERNO.

Apri il quaderno.




SCRIVI SUL QUADERNO.

Scrivi sul quaderno.



COPIA DALLA LAVAGNA.

Copia dalla lavagna.



# LO ZAINO

 Leggi.

LIBRO

*Libro*

QUADERNO

*Quaderno*

ASTUCCIO

*Astuccio*

ZAINO

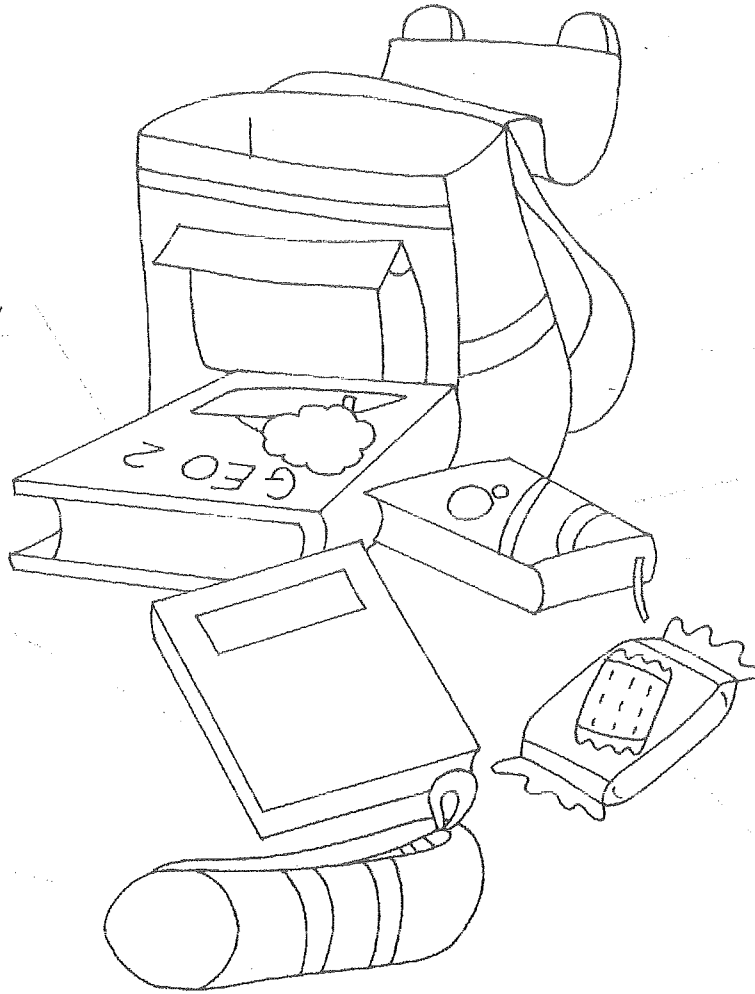
*Zaino*

DIARIO

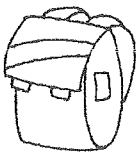
*Diario*

MERENDA

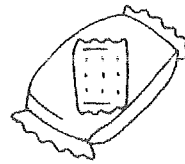
*Merenda*



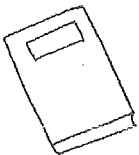
 Scrivi le parole.




\_\_\_\_\_



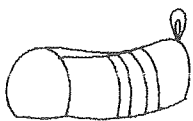
\_\_\_\_\_



\_\_\_\_\_



\_\_\_\_\_




\_\_\_\_\_



\_\_\_\_\_

# L'ASTUCCIO

 Leggi.

MATITA

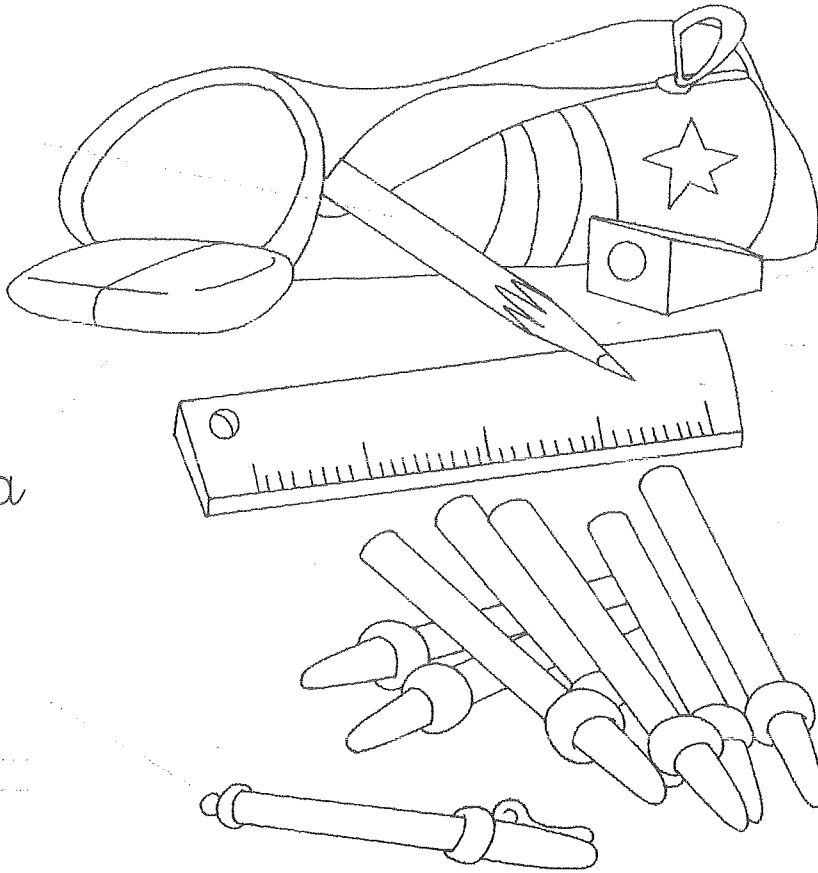
Matita

GOMMA

Gomma

PENNA

Penna



TEMPERINO


Temperino

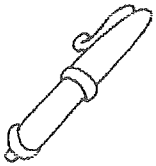
RIGHELLO

Righello

PENNARELLI

Pennarelli

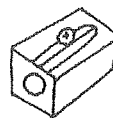
 Scrivi le parole.



\_\_\_\_\_

\_\_\_\_\_


\_\_\_\_\_



\_\_\_\_\_

\_\_\_\_\_

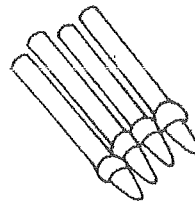
\_\_\_\_\_



\_\_\_\_\_

\_\_\_\_\_

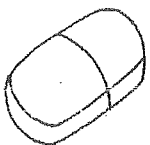
\_\_\_\_\_



\_\_\_\_\_

\_\_\_\_\_


\_\_\_\_\_



\_\_\_\_\_

\_\_\_\_\_

\_\_\_\_\_



\_\_\_\_\_

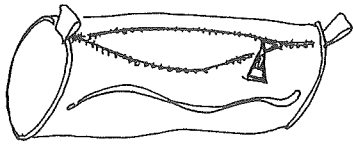
\_\_\_\_\_

\_\_\_\_\_

COSA VEDO  
NEL MIO ZAINO?




EL MIO ZAINO C'È...



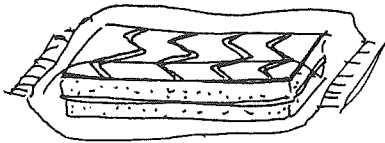
L'ASTUCCIO

\_\_\_\_\_



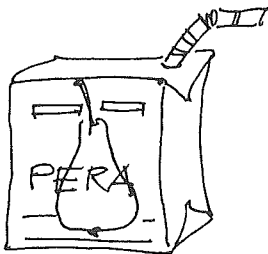
IL  
LIBRO

\_\_\_\_\_



LA MERENDA

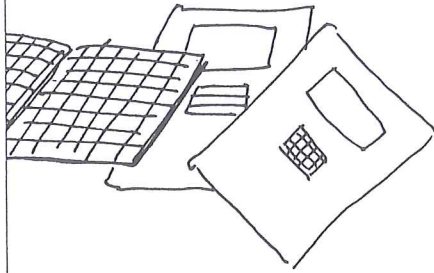
\_\_\_\_\_



IL SUCCO

\_\_\_\_\_

NEL MIO ZAINO CI SONO...




I  
QUADERNI

---



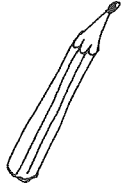
I  
FAZZOLETTI

---



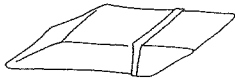
COSA VEDO  
NEL MIO ASTUCCIO?

NEL MIO ASTUCCIO VERDE C'È...



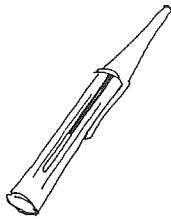
LA MATITA

\_\_\_\_\_



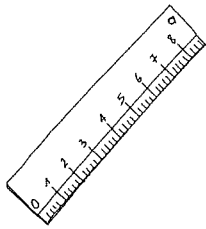
LA GOMMA

\_\_\_\_\_




LA PENNA

\_\_\_\_\_



IL RIGHELLO

\_\_\_\_\_

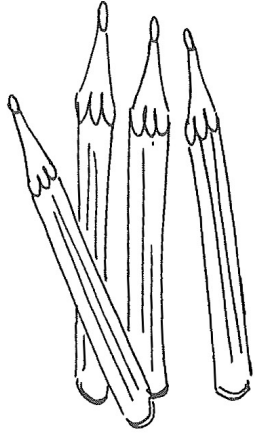


IL TEMPERINO

\_\_\_\_\_

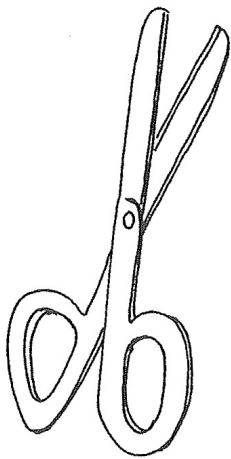


NEL MIO ASTUCCIO VERDE CI SONO...



I COLORI


\_\_\_\_\_



LE FORBICI


\_\_\_\_\_

# IMPARO I COLORI




AZZURRO PER IL CIELO

E BLU PER IL MARE



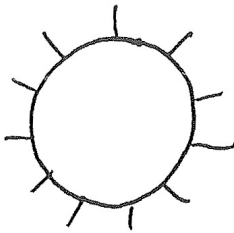
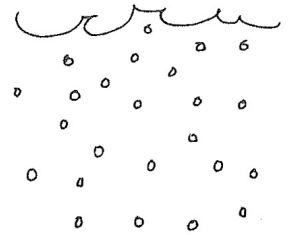
ROSA PER IL FIORE

VERDE È PER L'ERBA



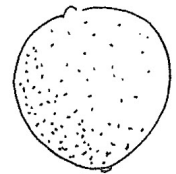
MARRONE PER LA TERRA

BIANCO PER LA NEVE




GIALLO PER IL SOLE

ARANCIONE PER L'ARANCIA

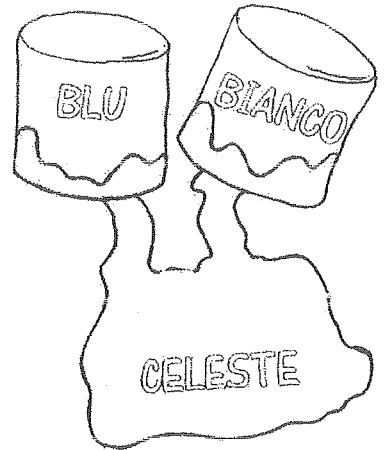
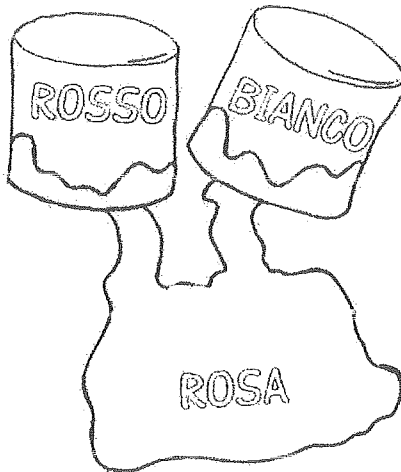

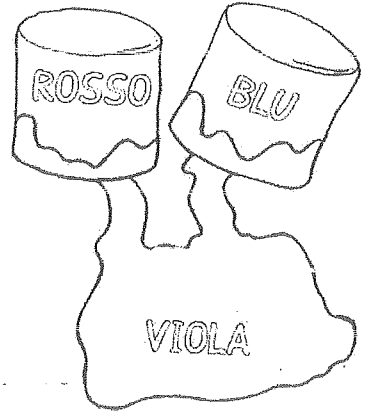
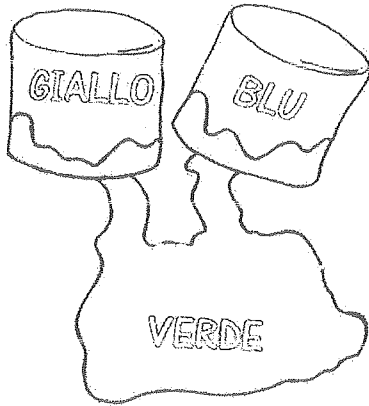


NERO PER I TUOI OCCHI

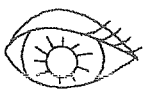
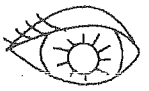
ROSSO PER LA PACE



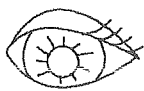
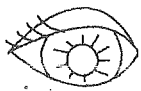
CHE CI UNISCE TUTTI!



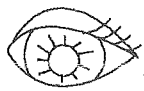
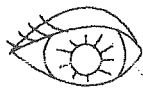
Colora gli occhi, poi completa.



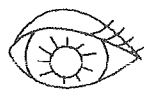
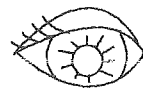
NERI



CASTANI




VERDI



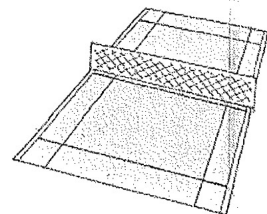
AZZURRI

I MIEI OCCHI SONO \_\_\_\_\_

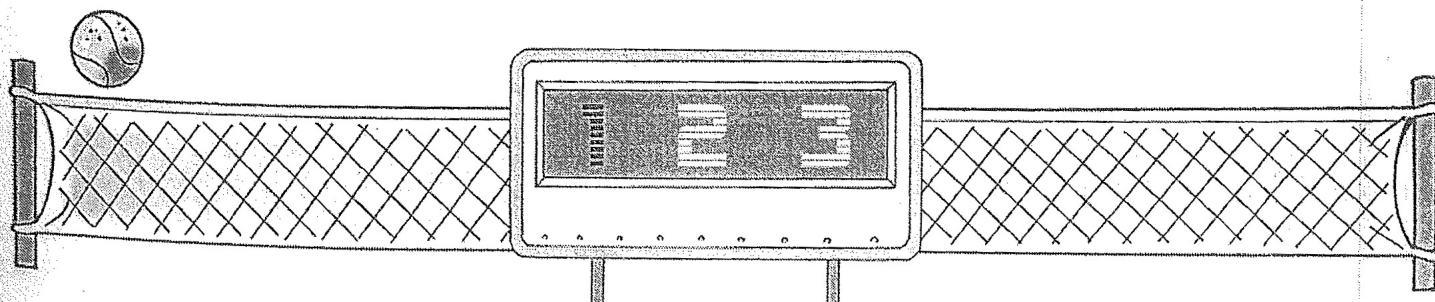
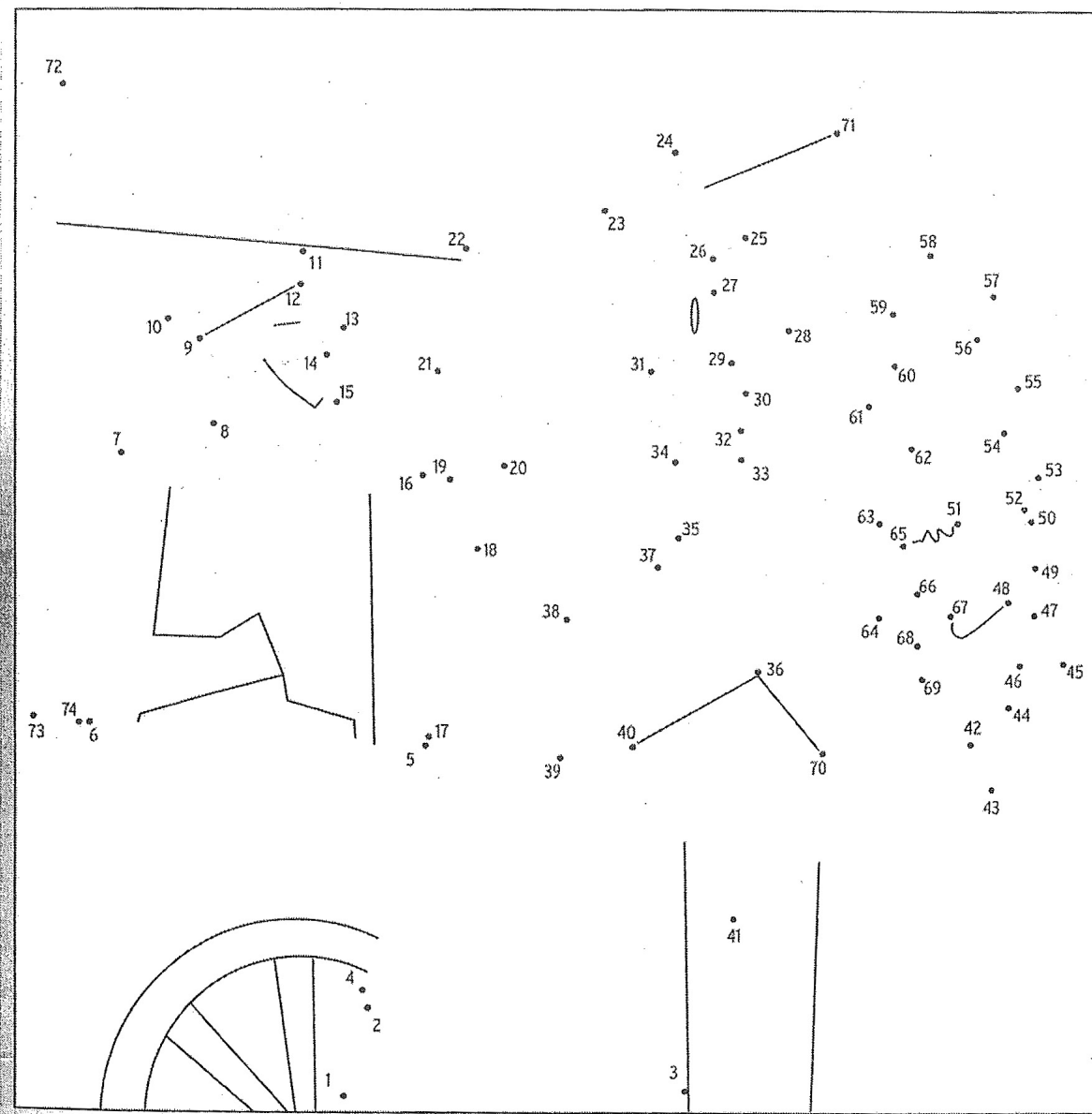
I miei occhi sono \_\_\_\_\_





# IL TRACCIATO



**U**nisci con un tratto di matita i pallini numerati dall'1 al 2, poi dal 2 al 3 e così via fino ad arrivare al 74. Al termine apparirà un disegno!



# COLORA LA COPPIA



SCEGLI 10 COLORI DIVERSI E COLORA ALLO STESSO MODO LE COPPIE (NUMERO E CARTA CORRISPONDENTE)

# INSERISCI I NUMERI CHE MANCANO

1	2		4	5	6		8	9	10
	12	13		15			18	19	20
	22	23	24		26	27		29	30
31		33			36		38	39	40
41	42	43		45	46	47		49	
			54	55	56		58		60
61	62	63	64	65	66		68	69	
	72	73		75				79	80
81		83	84		86	87		89	90
91	92		94	95	96		98	99	

Trova il numero mancante e completa la scheda.

1.

2.

3.

4.

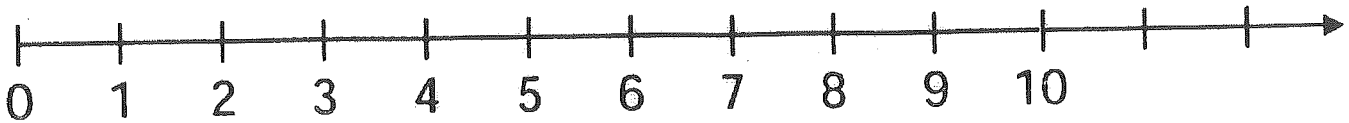
5.

6.

7.

8.

## ADDIZIONI E SOTTRAZIONI SULLA LINEA DEI NUMERI



$6 + 3 = \dots\dots\dots$

$4 + 4 = \dots\dots\dots$

$7 + 2 = \dots\dots\dots$

$6 + 3 = \dots\dots\dots$


$2 + 3 = \dots\dots\dots$

$8 + 0 = \dots\dots\dots$

$0 + 4 = \dots\dots\dots$

$1 + 8 = \dots\dots\dots$

$1 + 9 = \dots\dots\dots$



$9 - 4 = \dots\dots\dots$

$9 - 0 = \dots\dots\dots$

$10 - 3 = \dots\dots\dots$

$10 - 8 = \dots\dots\dots$

$8 - 5 = \dots\dots\dots$

$8 - 8 = \dots\dots\dots$

$6 - 1 = \dots\dots\dots$

$6 - 6 = \dots\dots\dots$

$8 - 7 = \dots\dots\dots$



$5 + 1 = \underline{\quad}$

$7 + 2 = \underline{\quad}$

$3 + 3 = \underline{\quad}$

$6 + 4 = \underline{\quad}$

$2 + 3 = \underline{\quad}$

$4 + 2 = \underline{\quad}$

$9 + 1 = \underline{\quad}$

$8 + 3 = \underline{\quad}$

$1 + 4 = \underline{\quad}$

$3 + 4 = \underline{\quad}$

$6 + 3 = \underline{\quad}$

$10 + 2 = \underline{\quad}$

$5 + 5 = \underline{\quad}$

$3 + 5 = \underline{\quad}$

$5 + 4 = \underline{\quad}$

$1 + 4 = \underline{\quad}$

$2 + 5 = \underline{\quad}$

$3 + 6 = \underline{\quad}$

$7 + 5 = \underline{\quad}$

$8 + 3 = \underline{\quad}$

$9 + 1 = \underline{\quad}$

$3 + 8 = \underline{\quad}$

$4 + 6 = \underline{\quad}$

$5 + 4 = \underline{\quad}$

$2 \times 3 = \underline{\quad}$	$2 \times 9 = \underline{\quad}$	$4 \times 0 = \underline{\quad}$	$5 \times 7 = \underline{\quad}$
$5 \times 4 = \underline{\quad}$	$5 \times 8 = \underline{\quad}$	$1 \times 4 = \underline{\quad}$	$2 \times 5 = \underline{\quad}$
$2 \times 9 = \underline{\quad}$	$4 \times 6 = \underline{\quad}$	$3 \times 3 = \underline{\quad}$	$5 \times 3 = \underline{\quad}$
$4 \times 8 = \underline{\quad}$	$1 \times 10 = \underline{\quad}$	$3 \times 9 = \underline{\quad}$	$3 \times 0 = \underline{\quad}$
$7 \times 3 = \underline{\quad}$	$5 \times 9 = \underline{\quad}$	$2 \times 8 = \underline{\quad}$	$1 \times 2 = \underline{\quad}$

## CALCOLA IN RIGA:

$9 + 1 = \dots\dots\dots$

$3 + 8 = \dots\dots\dots$

$6 + 1 = \dots\dots\dots$


$4 + 7 = \dots\dots\dots$

$9 + 0 = \dots\dots\dots$

$3 + 7 = \dots\dots\dots$

$2 + 5 = \dots\dots\dots$

$4 + 1 = \dots\dots\dots$



$10 - 5 = \dots\dots\dots$

$14 - 8 = \dots\dots\dots$

$11 - 10 = \dots\dots\dots$

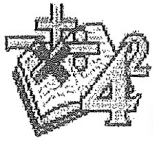
$12 - 6 = \dots\dots\dots$

$13 - 11 = \dots\dots\dots$

$9 - 1 = \dots\dots\dots$

$14 - 4 = \dots\dots\dots$

$13 - 7 = \dots\dots\dots$



Fai queste operazioni

$56 +$

$34 +$

$48 +$

$98 -$

$45 -$

$65 -$

$12 =$

$65 =$

$25 =$

$76 =$

$23 =$

$26 =$

\_\_\_\_\_

\_\_\_\_\_

\_\_\_\_\_

\_\_\_\_\_


\_\_\_\_\_

\_\_\_\_\_

CONTA GLI OGGETTI E COLLEGA IL NUMERO ADATTO



7



1



4



8



3



5



9



2



6

CONTA LE FIGURE E SCRIVI IL NUMERO IN CIFRE

